



# EQUIPMENT OPTIONS & ADD-ONS



**SPECIALIZING IN THE MANUFACTURING OF PREMIUM SNOW PLOWS**

# PLOW OPTIONS



STAINLESS STEEL MOLDBOARD



STAINLESS STEEL FLAP RETAINER



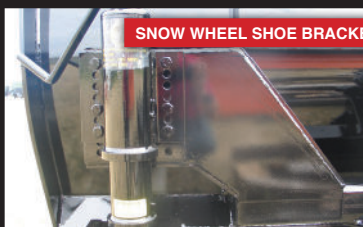
PARKING STAND



FLAT SHOE BRACKET



MUSHROOM SHOE



SNOW WHEEL SHOE BRACKETS



SNOW WHEEL SYSTEM



MAILBOX CORNER



AIR-FOIL

OPTION	BH	BHW	CST	CSTP	OWCST	UTA	UTAGW	UTAW	OWUTA
Painted Red, Yellow, or Orange	✓	✓	✓	✓	✓	✓	✓	✓	✓
Powder Coat	✓	✓	✓	✓	✓	✓	✓	✓	✓
Stainless Steel Moldboard	✓	✓	✓			✓		✓	
Rubber Snow Flap*	✓	✓	✓	✓	✓	✓	✓	✓	✓
Stainless Steel Flap Retainer	✓	✓	✓	✓	✓	✓	✓	✓	✓
Plow End Markers	✓	✓	✓	✓	✓	✓	✓	✓	✓
Parking Stand	✓	✓	✓	✓	✓	✓	✓	✓	✓
Flat Shoe Bracket	✓	✓	✓	✓	✓	✓	✓	✓	✓
Mushroom Shoe	✓	✓	✓	✓	✓	✓	✓	✓	✓
Snow Wheel Shoe Brackets	✓	✓	✓	✓	✓	✓	✓	✓	✓
Snow Wheel System	✓	✓	✓	✓	✓	✓	✓	✓	✓
Carbide Blades	✓	✓	✓	✓	✓	✓	✓	✓	✓
Sabre Carbide Cutting Edge Blades	✓	✓	✓	✓	✓	✓	✓	✓	✓
Mailbox Corner Cut	✓	✓	✓	✓	✓	✓	✓	✓	✓
Weld on Customer ID Numbers**	✓	✓	✓	✓	✓	✓	✓	✓	✓
Air-Foil	✓	✓	✓	✓	✓	✓	✓	✓	✓
7ga (3/16") Moldboard	✓	✓	✓		✓	✓	Std.	✓	✓
Trip Cutting Edge***	✓		✓	✓	✓	✓	✓		✓
Replaceable Trip Cutting Edge***	✓		✓	✓	✓	✓	✓		✓
Combo Moldboard & Edge Trip	✓		✓	✓	✓	✓	✓		✓
3/4"x4"x4" Lower Trip Edge Angle	✓		✓	✓	✓	✓	✓		✓

\*Different sizes/lengths available

\*\*See Spreader/Sander Options Page for Picture

\*\*\*See Wing Options Page for Picture

# WING OPTIONS

OPTION	BW	JW	FOW
Hydraulic Push Cylinder	✓	✓	
Adjustable Front Post/ Lift Assembly	✓		
Rear Lift	✓	✓	
Stainless Steel Moldboard	✓	✓	✓
Tapered Moldboard	✓	✓	✓
Moldboard Trip	✓		
Trip Cutting Edge	✓	✓	✓
Replaceable Trip Cutting Edge	✓		
Warning Light Bolt Holes	✓	✓	✓
Wire Tie Downs	✓	✓	✓
Painted Yellow, Orange, or Red	✓	✓	✓
Powder Coat (wing moldboards)	✓	✓	✓
Adjustable Pusharm Mount	✓	✓	
Plow End Marker	✓	✓	✓
Weld On Customer ID/Numbers**	✓	✓	✓
Curb Shoe/Guard*	✓	✓	✓
Cutting Edge Shoe*	✓	✓	✓
3/4"x4"x4" lower angle	Std.	✓	✓
Greaseable Slab Pin Ears	✓	✓	
Dual Wing Set-Up	✓	✓	

\*These options are also available on a plow

\*\*See Spreader/Sander Options Page for Picture

HYDRAULIC PUSH CYLINDER




STAINLESS STEEL MOLDBOARD



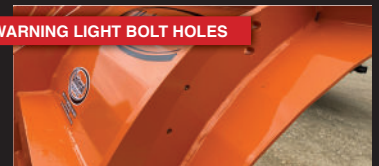
TAPERED MOLDBOARD



REPLACEABLE TRIP CUTTING EDGE



WARNING LIGHT BOLT HOLES



WIRE TIE DOWNS



ADJUSTABLE PUSHARM MOUNT



CURB SHOE/GUARD



CUTTING EDGE SHOE



DUAL WING SET-UP



# SCRAPER OPTIONS



12" BOLT-ON EXTENSION



ORANGE SCRAPER



BOLT-ON CYLINDER PIVOTS



BOLT-ON HINGE PLATES



SERRATED STEPS



CORNER CUT



DUAL SPINNERS



RIGHT HAND BERM CHUTE



WELD ON CUSTOMER ID/NUMBER

OPTION	UBFS	UBRS	FOLDING MOLDBOARD SCRAPER
12" Bolt-On Extension	✓	✓	
Orange Ends	✓	✓	✓
Painted All Orange	✓	✓	✓
Bolt-On Cylinder Pivots *	✓	✓	Std.
Bolt-On Hinge Plates	✓	✓	
Serrated Steps	✓	✓	✓
Corner Cut	✓	✓	Std.
DXV Cushion Valve		✓	✓
Weld On Customer ID/Numbers**	✓	✓	✓
Carbide Blades	✓	✓	✓
Sabre Cutting Edge Blades	✓	✓	✓

\* 20" Moldboard Only  
 \*\*See Spreader/Sander Options Page for Picture

# SANDER OPTIONS

OPTION	UTGS	UNI-ROLL (URS)
4" Auger Flight Spacing	✓	
6" Extend Trough	✓	
Dual Spinners	✓	
Right Hand Berm Chute	✓	
Stainless Steel Spill Shields	✓	✓
Weld On Customer ID/Numbers	✓	✓